

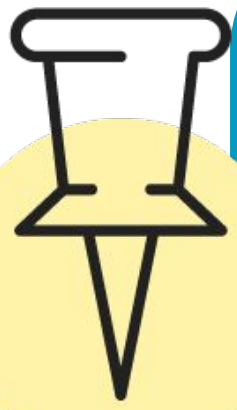
Creating STEM Homework & Assessment in Möbius

Best practice workflows on how to create
different types of homework & assessment using
MÖBIUS ASSIGNMENTS

DigitalEd



How do I use these workflows?



Once you've worked through the **first two tabs of the Assignment Editor** to create a Möbius assignment, you're now ready to work in the **third tab of the Assignment Editor** where you can define:

- What **type of homework or assessment** you want your Möbius assignment to be
- The **different properties** that control your students' attempt(s) at the Möbius assignment (such as time limit, due date, etc.)

Select a **workflow** from this guide based on the **type of homework or assessment** that you want to create for your class.

Or you can explore the versatility of the Möbius Assignment Editor on your own to create homework or an assessment that's **perfectly tailored to fit your class**.

Modify the specified **Möbius assignment properties** from the default settings to **match what's shown in the workflow** to achieve the chosen assignment type.




By customizing **over 50 assignment properties** within the Möbius Assignment Editor, you can deliver anything from **practice homework** to **high-stakes exams**—and **everything in between!**

Choose from these popular assignment creation workflows:

1. Create [PRACTICE HOMEWORK](#)
2. Create [FLASHCARD PRACTICE](#)
3. Create a [MASTERY TEST](#)
4. Create a [HOMEWORK ASSIGNMENT](#)
5. Create a [MIDTERM or FINAL EXAM](#)
6. Create a [PLACEMENT TEST](#)
7. Create a [PROCTORED EXAM](#)
8. Create a [LOCKED-DOWN HIGH-STAKES EXAM](#)
9. Create [SOME OTHER TYPE OF HOMEWORK OR ASSESSMENT](#)

TIP: Check out the [HELPFUL LINKS](#) page for more how-tos on Möbius assignments!



I want this Möbius assignment to be...

PRACTICE HOMEWORK



Check out the [HELPFUL LINKS](#) page for more how-tos on Möbius assignments!

Type of Assignment

Select: Anonymous Practice

Then I'll modify these other assignment properties:

Feedback (During) Properties

ENABLE:

- ✓ Show Hints
- ✓ Show One Hint At A Time
- ✓ Show Current Grade
- ✓ How Did I Do?
- ✓ Show Correct Answer: set to "If Incorrect"
- ✓ Show Question Feedback: set to "Always"



I DID IT!



I've created a Möbius assignment where:

- My students have **anonymous and unlimited attempts** to perfect their skills **without worrying** about impacting their grades
- Hints and feedback are **readily available on demand** so that my students can practice at their own pace
- A grade is provided simply so that my students can **gauge their comprehension level**
- I **save time** because Möbius automatically provides students with maximum support in getting the right answer

I want this Möbius assignment to be...

FLASHCARD PRACTICE




Check out the [HELPFUL LINKS](#) page for more how-tos on Möbius assignments!

Type of Assignment

Select: Study Session Dialog

I don't need to define any other properties for this assignment type if I don't want to!



I DID IT!



I've created a Möbius assignment where:

- **Flashcard-style learning** is harnessed so that my students can cycle through all of the assignment questions as many times as they want during a single attempt
- My students have **anonymous and unlimited attempts** at the assignment to perfect their skills **without worrying** about impacting their grades
- Hints and feedback are **readily available on demand** so that my students can practice at their own pace
- I **save time** because Möbius automatically provides students with maximum support in getting the right answer

I want this Möbius assignment to be a...

MASTERY TEST



Check out the [HELPFUL LINKS](#) page for more how-tos on Möbius assignments!

Type of Assignment

Select: Mastery Dialog

Then I'll choose to:

Edit Mastery Policies

ENABLE:

- ✓ Requirements for student to progress to the next question/question group
- ✓ The number of allowed incorrect answers for each question/question group



I DID IT!



I've created a Möbius assignment where:

- My students have to **demonstrate a minimum level of competency** in order to progress through the assignment
- A progress report is displayed to my students during their attempt so that they can have **real-time insights** into how well they're mastering the content
- I can get a **detailed picture** of how well my students have mastered specific learning objectives without using a high-stress exam setting
- I **save time** because Möbius automatically controls my students' navigation through the questions using my Mastery Policies

I want this Möbius assignment to be a...

HOMEWORK ASSIGNMENT

$f(x)$

Check out the [HELPFUL LINKS](#) page for more how-tos on Möbius assignments!

Type of Assignment

Select: Homework or Quiz

Then I'll modify these other assignment properties:

1. Special Homework or Quiz Properties

ENABLE:

- ✓ Keep Variation
- ✓ Keep Correct Answers

2. General Properties

ENABLE:

- ✓ Maximum Attempts: 2

3. Scheduling & Visibility Properties

ENABLE:

- ✓ End Date: select date
- ✓ Restrict Feedback Until: select date after End Date

I DID IT!



I've created a Möbius assignment where:

- A second attempt gives my students **a chance to improve** their grade
- My students **don't have to repeat** the questions that they already got correct on their previous attempt
- Feedback is given about my students' responses at an appropriate time while **maintaining fairness** to all students
- I can **manage my time** since Möbius allows me to automate grading and when feedback is made available

I want this Möbius assignment to be a...

MIDTERM or FINAL EXAM



Check out the [HELPFUL LINKS](#) page for more how-tos on Möbius assignments!

Type of Assignment

Select: Homework or Quiz

1. General Properties

ENABLE:

- ✓ Maximum Attempts: 1
- ✓ Time Limit: enter value
- ✓ Limit Visibility by Dates

2. Additional General Properties

ENABLE:

- ✓ Passing Score: enter value

Then I'll modify these other assignment properties:



3. Scheduling & Visibility Properties

ENABLE:

- ✓ Start Date: select date
- ✓ End Date: select date
- ✓ Restrict Feedback Until: select date after End Date

4. Additional Feedback (After) Properties

ENABLE:

- ✓ Set Grading Message: define message
- ✓ Set Pass/Fail Message: define message

I DID IT!




I've created a Möbius assignment where:

- The **access conditions** ensure that my students are attempting the exam at the appropriate time
- The **academic integrity** of the exam is maintained
- My students receive **feedback** on their responses when the time is right
- I can **manage my time** since Möbius allows me to automate the timing of exam availability and grading

I want this Möbius assignment to be a...

PLACEMENT TEST



Check out the [HELPFUL LINKS](#) page for more how-tos on Möbius assignments!

Type of Assignment

Select: Homework or Quiz

1. General Properties

ENABLE:


- ✓ Maximum Attempts: 1
- ✓ Time Limit: enter value

2. Feedback (After) Properties

DISABLE:

- ✗ Show Correct Answer: Never
- ✗ Show Question Feedback: Never

Then I'll modify these other assignment properties:



3. Additional General Properties

ENABLE:

- ✓ Passing Score: enter value

4. Additional Feedback (After) Properties

ENABLE:

- ✓ Set Grading Message: define message
- ✓ Set Pass/Fail Message: define message

I DID IT!



I've created a Möbius assignment where:

- The **fairness and academic integrity** of my test are maintained
- My students receive **feedback on their competencies** in the form of a final grade and **custom messaging** to explain what to do next
- I **save time** since Möbius allows me to automate the grading and informational message delivery

I want this Möbius assignment to be a...

PROCTORED EXAM



Check out the [HELPFUL LINKS](#) page for more how-tos on Möbius assignments!

Type of Assignment

Select: Proctored Exam

1. Special Proctored Exam Properties

ENABLE:

- ✓ Proctor Sign-in to Start: automatically enabled by Proctored Exam assignment type

2. General Properties

ENABLE:

- ✓ Maximum Attempts: 1
- ✓ Time Limit: enter value
- ✓ Show Launch Page: automatically enabled by Proctor Sign-in to Start

3. Additional General Properties

ENABLE:

- ✓ Passing Score: enter value

4. Scheduling & Visibility Properties

ENABLE:


- ✓ Start Date: select date
- ✓ End Date: select date
- ✓ Restrict Feedback Until: select date after End Date
- ✓ Schedule Force Grading On: select same date as End Date

5. Additional Feedback (After) Properties

ENABLE:

- ✓ Set Grading Message: define message
- ✓ Set Pass/Fail Message: define message

Then I'll modify these other assignment properties:



I DID IT!



I've created a Möbius assignment where:

- Security measures are heightened to **increase the academic integrity** of my exam
- My students are **encouraged** to put forth their best effort
- Appropriate levels of feedback are provided at specific times to **ensure fairness** to all of my students
- I can **manage my time** since Möbius automates the timing of exam availability and grading

I want this Möbius assignment to be a...

LOCKED DOWN HIGH-STAKES EXAM



Check out the [HELPFUL LINKS](#) page for more how-tos on Möbius assignments!

Type of Assignment

Select: Proctored Exam

1. Special Proctored Exam Properties

ENABLE:

- ✓ Proctor Sign-in to Start: automatically enabled by Proctored Exam assignment type
- ✓ Require Proctored Browser

2. General Properties

ENABLE:

- ✓ Maximum Attempts: 1
- ✓ Time Limit: enter value
- ✓ Show Launch Page: automatically enabled by Proctor Sign-in to Start

3. Feedback (After) Properties

DISABLE:

- ✗ Show Correct Answer: Never
- ✗ Show Question Feedback: Never

4. Additional General Properties

ENABLE:

- ✓ Passing Score: enter value

5. Scheduling & Visibility Properties

ENABLE:

- ✓ Start Date: select date
- ✓ End Date: select date
- ✓ Schedule Force Grading On: select same date as End Date

6. Additional Feedback (After) Properties

ENABLE:


- ✓ Set Grading Message: define message
- ✓ Set Pass/Fail Message: define

7. IP Address/Host Names Allowlist

ENABLE:

- ✓ IP Address/Host Name Allowlist (System or Custom): work with your IT group to define the allowed IP addresses or host names (only applicable if exam is hosted at a specific physical site)

Then I'll modify these other assignment properties:



I DID IT!



I've created a Möbius assignment where:

- Security measures are maximized to **ensure the academic integrity** of my exam
- Appropriate messaging is provided to my students so that they **understand the outcome of their performance** while **maintaining fairness** to all students by not revealing any feedback
- I can **manage my time** since Möbius automates the timing of exam availability and grading

I don't see an example workflow for the type of Möbius assignment that I want to create for my class!

Instead, I'm going to create...

SOME OTHER TYPE OF HOMEWORK OR ASSESSMENT



Type of Assignment


Select: one of the five main assignment types

Check out the [HELPFUL LINKS](#) page for more how-tos on Möbius assignments!

Then I'll:

Leverage the Möbius Assignment Editor

- ✓ Use *any* combination of assignment properties to create a Möbius assignment that's a perfect fit for my class!
- ✓ Explore the [Define assignment properties](#) help topic to learn more about how to create the perfect Möbius assignment!



I DID IT!



I've created a Möbius assignment where:

- The needs of my curriculum, students, and teaching style are **accommodated without compromising** on the delivery of online STEM homework and assessments

HELPFUL LINKS

GENERAL HELP RESOURCES

[Möbius Instructor & Author Online Help](#)

[Möbius Instructor & Author Video Guides](#)

[FAQs for instructors](#)

[FAQs for authors](#)

[Instructor Placement Test Suite Online Help](#)

ASSIGNMENT MANAGEMENT

[Create an assignment](#)

[Define assignment properties](#)

[Edit an existing assignment](#)

[Change total points for an assignment](#)

[Discover the available assignment types](#)

[Manage the launch page](#)

[Control activity visibility](#)

POLICIES

[Create a Policy Set](#)

[Apply a Policy Set](#)

[Edit a Policy Set](#)

[Preview a Policy Set](#)

[Define Advanced Policies](#)

[Define Mastery Policies](#)

QUESTION MANAGEMENT

[Author a question](#)

[Work with the Question Editor](#)

[View available question types](#)

[Author an adaptive question](#)

[Import assignment questions](#)

[Delete an assignment question](#)

[Work with the Equation Editor \(instructor\)](#)

[Create a question group for an assignment](#)

[Author feedback](#)

[Author a hint](#)

PROCTORED EXAMS


[Create a proctored exam](#)

[Enable Proctored Browser Mode](#)

ADAPTIVE ASSIGNMENTS

[Create an adaptive assignment](#)

[Work with adaptive assignment policies](#)



The image features a central blue rectangular box with the word "DigitalEd" in white, sans-serif font. The background is a light gray grid with various educational and technological icons: a bar chart with four bars of increasing height, a glowing lightbulb, an open book, a laptop, a brain with radiating lines, and a pencil. The icons are rendered in a light blue and gray color scheme, creating a clean, modern aesthetic.

DigitalEd

DigitalEd is a cloud-based software company offering world-class e-learning solutions for the delivery of digital education. With a belief that continual learning is a key pillar in building successful societies and a deep understanding of digital education, we're helping to transform the way the world learns. Combined with our technical best practices, industry expertise, and partner ecosystem, DigitalEd supports educators to make learning better for everyone.

[DigitalEd.com](https://digitaled.com) | info@digitaled.com

© DigitalEd, 2018-2022. Möbius is a trademark of DigitalEd.
All other trademarks are the property of their respective owners.