

# Integrating Möbius into your Learning Management System

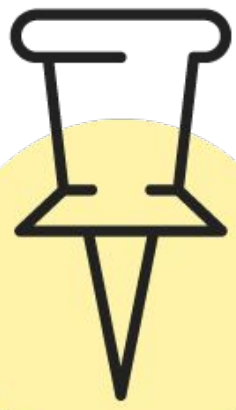
Best practice workflows on how  
**MÖBIUS CAN BE INTEGRATED** into your  
Learning Management System

---

DigitalEd



# How do I use these workflows?



First, connect with your Learning Management System administrator to ensure that they've coordinated with DigitalEd's Customer Success Team to **configure Möbius** as an **external tool provider into your Learning Management System (LMS)**.



Once you've got the green light from your LMS administrator, you're now ready to **create links** from your LMS courses to your Möbius site that:

- Provide student access to **Möbius activities, Möbius classes, and Möbius grade information**
- Provide instructor and proctor access to **the Möbius system, Möbius classes, the Content Repository, the Gradebook, and Proctor Tools**



Select a **workflow** from this guide based on the **type of access to Möbius** that you want to provide for your students and colleagues.



**Customize each link** for your LMS course to **match what's shown in the workflow** to achieve the desired navigational experience.



By choosing from **4 different possible entry points** from your LMS to Möbius, you can provide **the most seamless navigational experience for your students and colleagues**.

# Choose from these LMS integration workflows:

## 1. Connect to the [SYSTEM HOMEPAGE](#)

See how to provide access from your LMS to the System Homepage in Möbius

## 2. Connect to the [CLASS HOMEPAGE](#)

See how to provide access from your LMS to the Class Homepage of your Möbius class


## 3. Connect to an [ACTIVITY](#)

See how to provide access from your LMS to a specific Möbius activity of your Möbius class

## 4. Connect to the [GRADEBOOK](#)

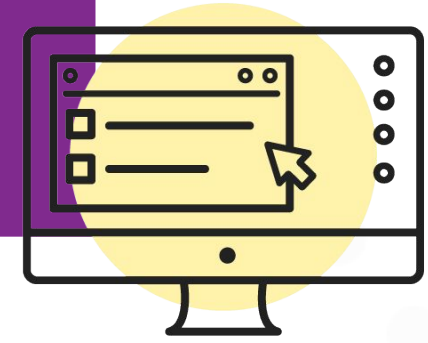
See how to provide access from your LMS to the Möbius Gradebook of your Möbius class

**TIP:** Check out the [HELPFUL LINKS](#) page for more how-tos on LMS integration!



I want to create a link from my LMS to...

## THE MÖBIUS SYSTEM HOMEPAGE



Check out the [HELPFUL LINKS](#) page for more how-tos on LMS integration!


### Insert an External Tool link

Select: Your Möbius tool

Then I'll set the following configuration:

### Link to System Homepage

On the ACTIVITY MAPPING screen:  
✓ Select *Link to System Home*



I've created a link from my LMS to Möbius where:

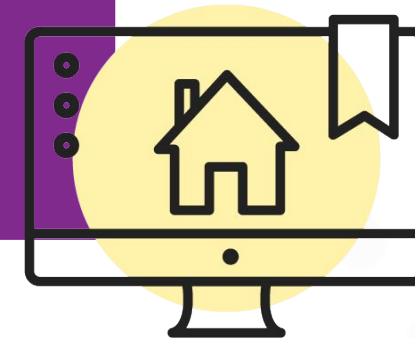
- Any user from my LMS course can click this link to be **taken directly** to the System Homepage of Möbius **without needing to use a second set of login credentials**
- My students can **self-navigate** to view their Möbius classes, activities, and grades **all in one spot**
- Instructors, proctors, or other colleagues who support the delivery of any LMS course can **self-navigate** to Möbius to **independently** perform class management tasks for all of their assigned Möbius classes

**I DID IT!**



I want to create a link from my LMS to...

## THE MÖBIUS CLASS HOMEPAGE



Check out the [HELPFUL LINKS](#) page for more how-tos on Möbius assignments!

### Insert an External Tool link


Select: Your Möbius tool

Then I'll set the following configurations:

#### 1. Create a New Class (Optional)

On the ACTIVITY MAPPING screen:

✓ Select *New Class* and fill out the information requested by Möbius



#### 2. Link to Class Homepage

On the ACTIVITY MAPPING screen:

✓ Select the class from the drop-down list  
✓ Select *Link to Class Home*

I've created a link from my LMS to Möbius where:


- Any user from my LMS course can click this link to be **taken directly** to the Class Homepage of a specific class in Möbius **without needing to use a second set of login credentials**
- My students can then **independently explore** the Möbius class, complete their Möbius activities, and review their grades **all in one spot**
- Instructors, proctors, or other colleagues who support the delivery of my LMS course can **self-navigate** right to the Möbius class that they're assigned to and **independently** perform class management tasks

**I DID IT!**



I want to create a link from my LMS to...

## A MÖBIUS ACTIVITY



Check out the [HELPFUL LINKS](#) page for more how-tos on Möbius assignments!

### Insert an External Tool link

Select: Your Möbius tool

#### 1. Create a New Assignment (Optional)

On the ACTIVITY MAPPING screen:

- ✓ Select the class from the drop-down list to use to create a new assignment
- ✓ Select *New Assignment* and fill out the information requested by Möbius

Then I'll set the following configurations:



#### 2. Create a New Lesson (Optional)

On the ACTIVITY MAPPING screen:

- ✓ Select the class from the drop-down list to use to create a new lesson
- ✓ Select *New Lesson* and fill out the information requested by Möbius

#### 3. Link to Assignment or Lesson

On the ACTIVITY MAPPING screen:

- ✓ Select the class from the drop-down list to link to
- ✓ Select the activity from the drop-down list
- ✓ Select *Link to Assignment*

I've created a link from my LMS to Möbius where:


- Any user from my LMS course can click this link to be **taken directly** to an activity that's inside of my Möbius class **without needing to use a second set of login credentials**
- My students can **effortlessly and seamlessly launch or resume** their attempt at a Möbius activity
- The grades that my students achieved in Möbius will **automatically sync** back to their LMS gradebook **without any manual effort from me**
- Instructors, proctors, or other colleagues who support the delivery of my LMS course can **directly** access the activity to **provide me with feedback** so that I can refine the activity within Möbius—ensuring that the **most engaging activity possible** is provided to my students

**I DID IT!**



I want to create a link from my LMS to...

## THE MÖBIUS GRADEBOOK



Check out the [HELPFUL LINKS](#) page for more how-tos on LMS integration!

### Insert an External Tool link

Select: Your Möbius tool

Then I'll set the following configurations:

### Link to the Gradebook

On the ACTIVITY MAPPING screen:

- ✓ Select the class from the drop-down list to link to
- ✓ Select *Link to Gradebook*

I've created a link from my LMS to Möbius where:

- Any user from my LMS course can click this link to be **taken directly** to the Gradebook of a class in Möbius **without needing to use a second set of login credentials**
- My students can **get the feedback they need** inside of Möbius by reviewing their past results, viewing comments from their instructors, or examining available Grade Reports **all in one spot**
- Instructors, proctors, or other colleagues who support the delivery of my LMS course have **direct access** to **independently** review student results, manually grade questions, regrade activities, export Gradebook data, and many other tasks related to student performance and engagement

**I DID IT!**



# HELPFUL LINKS

## GENERAL HELP RESOURCES

[Möbius Instructor & Author Online Help](#)  
[Möbius Instructor & Author Video Guides](#)  
[Möbius Administrator Online Help](#)  
[Möbius Administrator Video Guides](#)  
[FAQs for instructors](#)

## LMS CONFIGURATION

[Configure an LTI 1.3 connection](#)  
[Configure a legacy LTI connection](#)  
[Create links to Möbius from your LMS class](#)  
[Clone my LMS Course](#)  
[Connect Möbius to Blackboard](#)  
[Connect Möbius to Brightspace](#)  
[Connect Möbius to Canvas](#)  
[Connect Möbius to Moodle](#)

## CLASS MANAGEMENT

[Create a class](#)  
[Create a child class](#)  
[Edit a class](#)

## LMS ADMINISTRATION


[Configure LTI Field Mapping](#)  
[Configure LTI Role Mapping](#)  
[Access Möbius with your LMS](#)

## ACTIVITY MANAGEMENT

[Create a lesson](#)  
[Edit a lesson](#)  
[Create an assignment](#)  
[Edit an assignment](#)

## GRADEBOOK MANAGEMENT

[Understand the Gradebook](#)  
[Search for class grades](#)  
[Access the Activity Grading View](#)  
[Perform manual grading](#)  
[Create a Grade Report](#)  
[Regrade an assignment](#)





The image features a central blue rectangular box with the word "DigitalEd" in white, sans-serif font. The background is a light gray grid with various educational and technological icons: a bar chart with four bars of increasing height, a lightbulb with radiating lines, an open book, a laptop, a brain with radiating lines, and a pencil. The icons are rendered in a light blue and gray color scheme.

# DigitalEd

DigitalEd is a cloud-based software company offering world-class e-learning solutions for the delivery of digital education. With a belief that continual learning is a key pillar in building successful societies and a deep understanding of digital education, we're helping to transform the way the world learns. Combined with our technical best practices, industry expertise, and partner ecosystem, DigitalEd supports educators to make learning better for everyone.

[DigitalEd.com](https://digitaled.com) | [info@digitaled.com](mailto:info@digitaled.com)

© DigitalEd, 2018-2022. Möbius is a trademark of DigitalEd.  
All other trademarks are the property of their respective owners.